


PART NAME

UTILITY CABINET

PART NO.

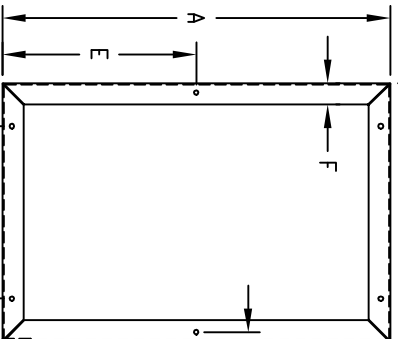
CU-728 TD CU-1124/AU-1028 TD AU-1099



B

F

0.219
TYP.



BODY



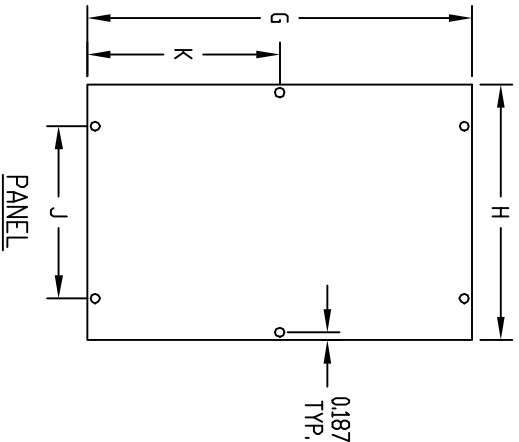
* C

MATERIAL:
 'CU' PREFIX - STEEL
 'AU' PREFIX - ALUMINUM

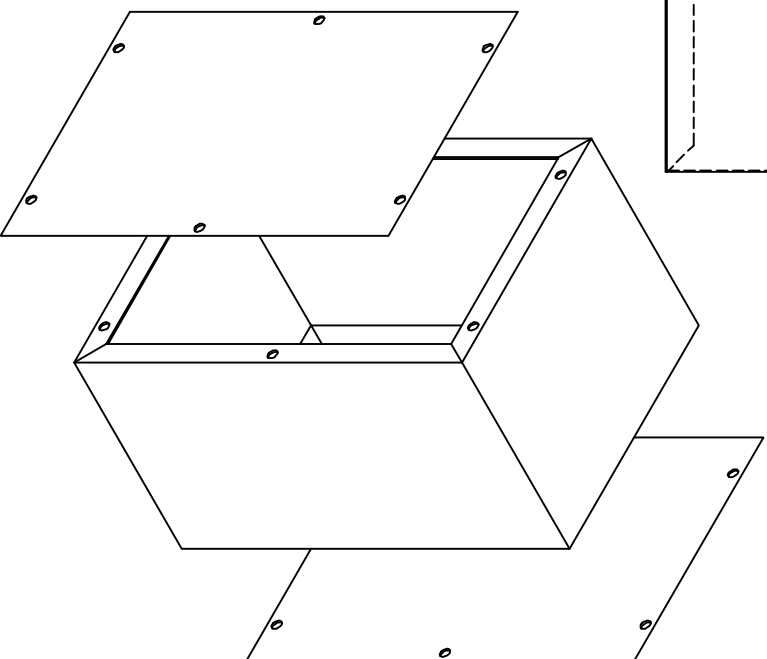
FINISH:
 'CU' PREFIX - METALLIC GRAY
 'AU' PREFIX - NATURAL DR
 METALLIC GRAY

PANELS AFFIXED WITH #6 SHEET METAL SCREWS.

* - DIMENSION WITH PANELS ASSEMBLED.



PANEL



PART No.	BODY						PANEL					
	A	B	C	D	E	F	G	H	J	K	GAUGE	
CU-728	4,000	5,000	3,000	3,937		0.375	20	3,937	4,937	3,937		20
CU-729	5,000	6,000	4,000	4,937		0.375	20	4,937	5,937	4,937		20
CU-879	10,000	8,000	7,000	6,000	5,000	0.500	20	9,937	7,937	6,000	4,968	20
CU-880	10,000	10,000	8,000	8,000	5,000	0.500	20	9,937	9,937	8,000	4,968	20
CU-881	12,000	11,000	8,000	9,000	6,000	0.500	20	11,937	10,937	9,000	5,968	20
CU-882	15,000	9,000	7,000	7,000	7,500	0.500	20	14,937	8,937	7,000	7,468	20
CU-883	4,000	4,000	2,000	2,937		0.375	20	3,937	3,937	2,937		20
AU-1028	4,000	5,000	3,000	3,937		0.375	0.040	3,937	4,937	3,937		0.040
AU-1029	5,000	6,000	4,000	4,937		0.375	0.040	4,937	5,937	4,937		0.040
AU-1039	6,000	6,000	6,000	4,937		0.500	0.040	5,937	5,937	4,937		0.040
AU-1040	9,000	6,000	5,000	4,000	4,500	0.500	0.040	8,937	5,937	4,000	4,468	0.040
AU-1083	4,000	4,000	2,000	2,937		0.375	0.040	3,937	3,937	2,937		0.040
CU-1099	6,000	6,000	6,000	4,937		0.500	20	5,937	5,937	4,937		20
CU-1099	9,000	6,000	5,000	4,000	4,500	0.500	20	8,937	5,937	4,000	4,468	20
CU-1124	12,000	7,000	6,000	5,000	6,000	0.500	20	11,937	6,937	5,000	5,968	20